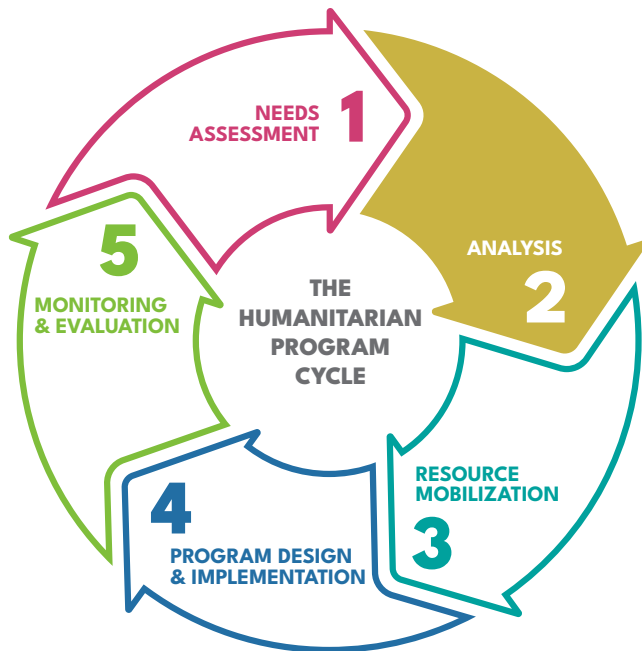




HOW-TO: A PRACTITIONER-FRIENDLY GUIDE ON HOW TO INTEGRATE GBV RISK MITIGATION INTO ANALYSIS



Analysis helps us determine who to target—with which types of programming—based on the risks they face.

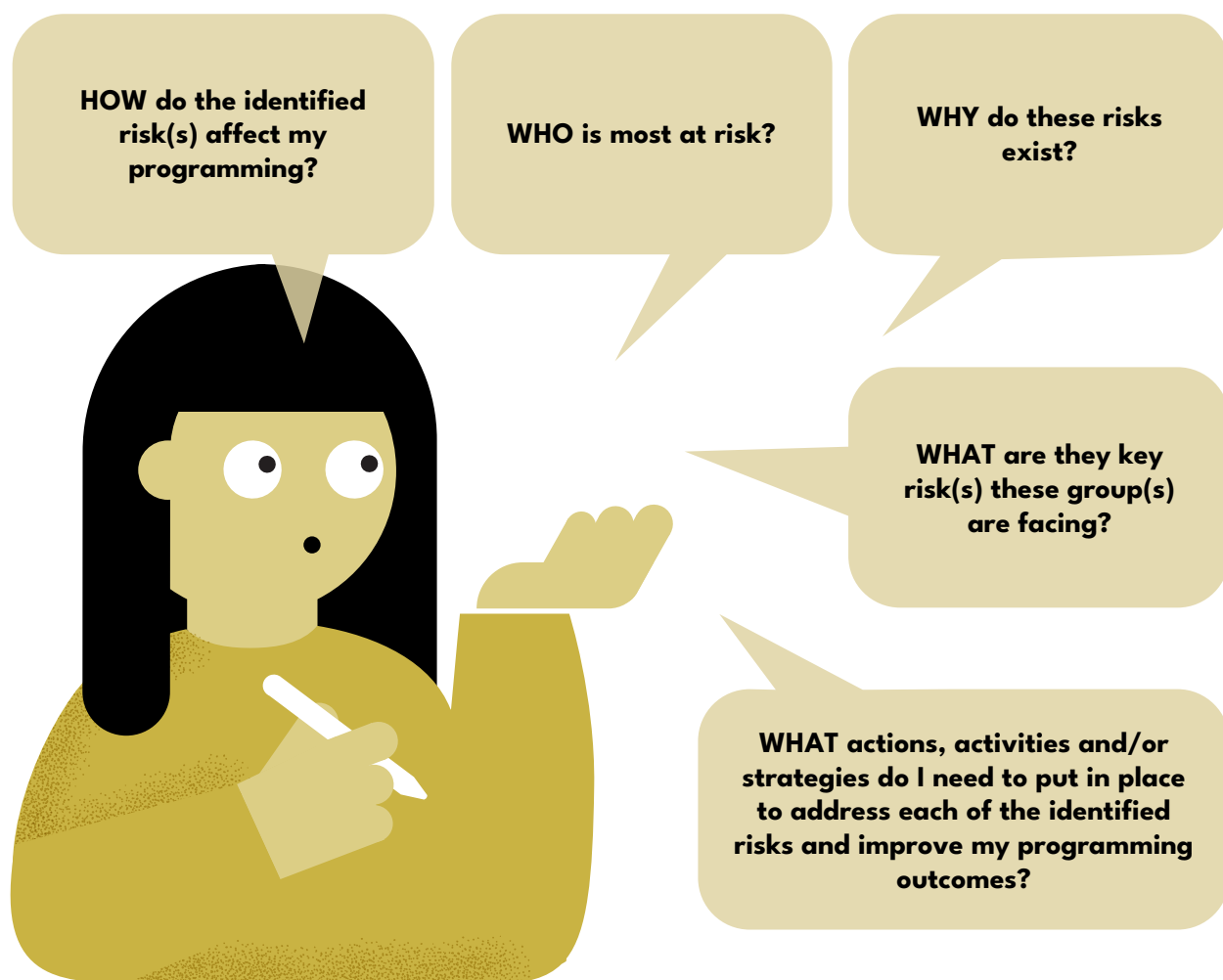
The following brief is part of a series of sequenced step-by-step briefs on how to integrate GBV risk mitigation across different elements of the Humanitarian Program Cycle (HPC). This brief covers integrating GBV risk mitigation into analysis.

WHY WE ANALYZE ASSESSMENT DATA FOR GBV RISKS

- Analyzing the data and information collected during assessments is critical for identifying and understanding GBV-related risks and/or barriers to access, and which population(s) are most affected.
- Analysis forms the cornerstone of proposals and project design. The results of analysis should be used to determine what actions, activities, and/or strategies need to be put in place to address each of the risks identified during assessments and to improve sector-specific outcomes.

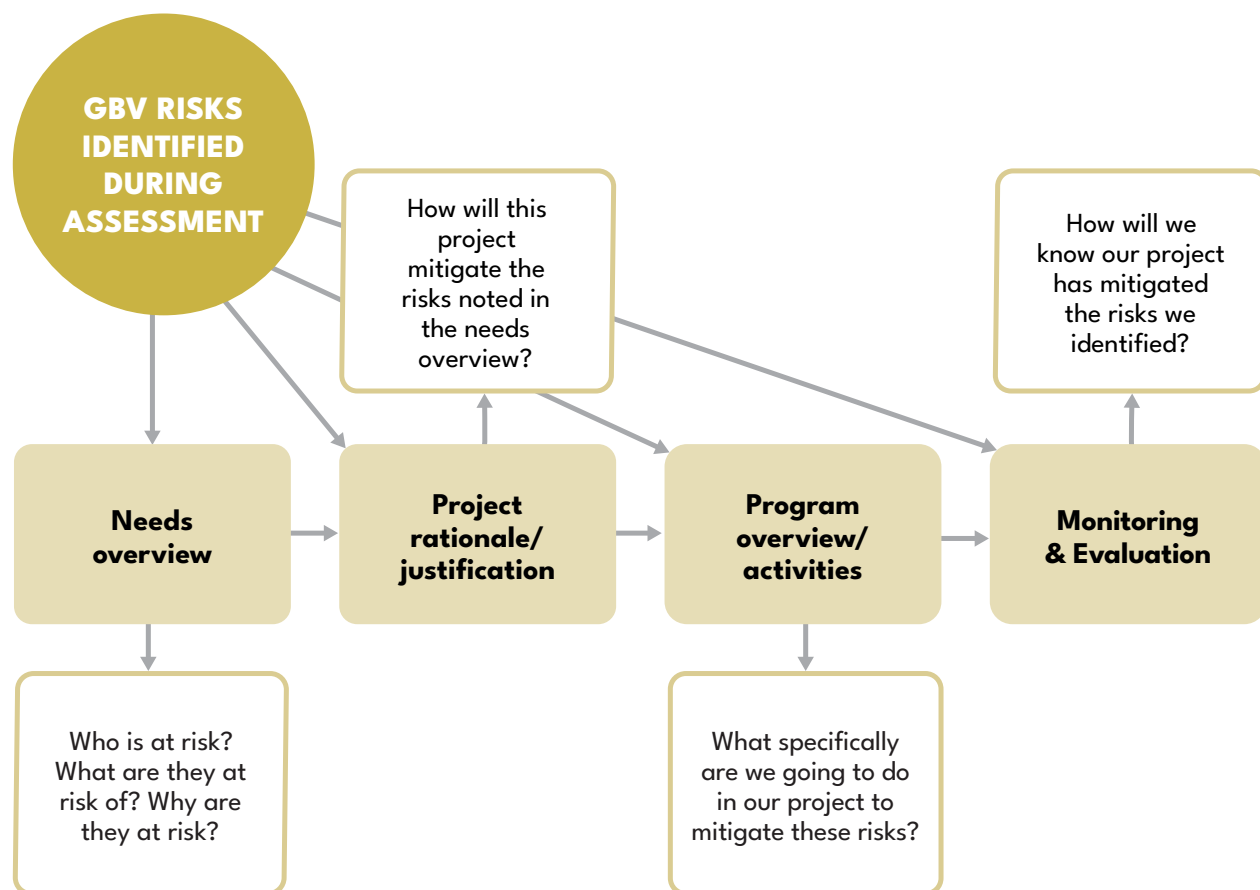
HOW TO ANALYZE DATA TO UNDERSTAND GBV RISKS AND BARRIERS

Analysis starts with the same basic questions that should be asked while reviewing the data/information gathered from various forms of assessment.



For sector-specific examples of GBV risk analysis [GO TO YOUR SECTOR PAGE UNDER THE “SECTORS” TAB](#).

THE COMMON THREAD OF ANALYSIS throughout the program cycle can help keep the risks and needs of specific vulnerable populations that were identified during the assessment phase front and center in proposal writing and program design and implementation.



[CLICK HERE FOR OVERVIEW AND GUIDANCE ON ANALYSIS](#)